

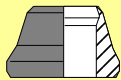
TUERCA METRICA

CODIGO	T	DESCRIPCION	€	€ INOX
AM00	L 06	- 6 12 x 1.5		
AM00	L 08	- 8 14 x 1.5		
AM00	L 10	- 10 16 x 1.5		
AM00	L 12	- 12 18 x 1.5		
AM00	L 15	- 15 22 x 1.5		
AM00	L 18	- 18 26 x 1.5		
AM00	L 22	- 22 30 x 2		
AM00	L 28	- 28 36 x 2		
AM00	L 35	- 35 45 x 2		
AM00	L 42	- 42 52 x 2		
AM00	S 06	- 6 14 x 1.5		
AM00	S 08	- 8 16 x 1.5		
AM00	S 10	- 10 18 x 1.5		
AM00	S 12	- 12 20 x 1.5		
AM00	S 14	- 14 22 x 1.5		
AM00	S 16	- 16 24 x 1.5		
AM00	S 20	- 20 30 x 2		
AM00	S 25	- 25 36 x 2		
AM00	S 30	- 30 42 x 2		
AM00	S 38	- 38 52 x 2		



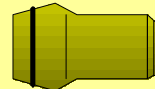
TAPON CIERRE

CODIGO	T	DESCRIPCION	€	€ INOX
AM02	L 06	- 6		
AM02	L 08	- 8		
AM02	L 10	- 10		
AM02	L 12	- 12		
AM02	L 15	- 15		
AM02	L 18	- 18		
AM02	L 22	- 22		
AM02	L 28	- 28		
AM02	L 35	- 35		
AM02	L 42	- 42		
AM02	S 06	- 6		
AM02	S 08	- 8		
AM02	S 10	- 10		
AM02	S 12	- 12		
AM02	S 14	- 14		
AM02	S 16	- 16		
AM02	S 20	- 20		
AM02	S 25	- 25		
AM02	S 30	- 30		
AM02	S 38	- 38		



ANILLO METRICO

CODIGO	T	DESCRIPCION	€	€ INOX
AM01	L 06	6		
AM01	L 08	8		
AM01	L 10	10		
AM01	L 12	12		
AM01	L 15	15		
AM01	L 18	18		
AM01	L 22	22		
AM01	L 28	28		
AM01	L 35	35		
AM01	L 42	42		
AM01	S 06	6		
AM01	S 08	8		
AM01	S 10	10		
AM01	S 12	12		
AM01	S 14	14		
AM01	S 16	16		
AM01	S 20	20		
AM01	S 25	25		
AM01	S 30	30		
AM01	S 38	38		



CONO SOLDAR

CODIGO	T	DESCRIPCION	€	€ INOX
AM03	S 08	8		
AM03	S 10	10		
AM03	S 12	12		
AM03	S 14	14		
AM03	S 16	16		
AM03	S 20	20		
AM03	S 25	25		
AM03	S 30	30		
AM03	S 38	38		



TORNILLO DE CIERRE ALLEN CON JUNTA

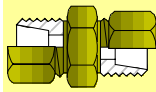
CODIGO	T	DESCRIPCION	€	€ INOX
AM04	10	M10x1		
AM04	12	M12x1.5		
AM04	14	M14x1.5		
AM04	16	M16x1.5		
AM04	18	M18x1.5		
AM04	20	M20x1.5		
AM04	22	M22x1.5		
AM04	26	M26x1.5		
AM04	27	M27x2		
AM04	33	M33x2		
AM04	42	M42x2		



AM - ACCESORIOS METRICOS (DIN 2353)

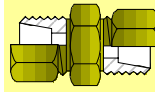
TEL. 93 300 38 12 FAX. 93 300 39 59

6/2



RACOR UNION TUBO - TUBO

CODIGO	T	DESCRIPCION	e	e INOX
AM10	L 06	6		
AM10	L 08	8		
AM10	L 10	10		
AM10	L 12	12		
AM10	L 15	15		
AM10	L 18	18		
AM10	L 22	22		
AM10	L 28	28		
AM10	L 35	35		
AM10	L 42	42		
AM10	S 06	6		
AM10	S 08	8		
AM10	S 10	10		
AM10	S 12	12		
AM10	S 14	14		
AM10	S 16	16		
AM10	S 20	20		
AM10	S 25	25		
AM10	S 30	30		
AM10	S 38	38		



RACOR UNION TUBO - TUBO REDUCIDA

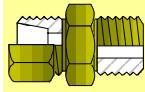
CODIGO	T	DESCRIPCION	e	e INOX
AM11	L 0806	8-6		
AM11	L 1006	10-6		
AM11	L 1008	10-8		
AM11	L 1208	12-8		
AM11	L 1210	12-10		
AM11	L 1506	15-6		
AM11	L 1506	15-6		
AM11	L 1510	15-10		
AM11	L 1512	15-12		
AM11	L 1808	18-8		
AM11	L 1810	18-10		
AM11	L 1812	18-12		
AM11	L 1815	18-15		
AM11	L 2212	22-12		
AM11	L 2215	22-15		
AM11	L 2218	22-18		
AM11	L 2815	28-15		
AM11	L 2818	28-18		
AM11	L 2822	28-22		
AM11	L 3522	35-22		
AM11	L 3528	35-28		
AM11	L 4228	42-28		
AM11	L 4235	42-35		
AM11	S 0806	8-6		
AM11	S 1006	10-6		
AM11	S 1008	10-8		
AM11	S 1206	12-6		
AM11	S 1208	12-8		
AM11	S 1210	12-10		
AM11	S 1410	14-10		
AM11	S 1412	14-12		
AM11	S 1610	16-10		
AM11	S 1612	16-12		
AM11	S 1614	16-14		
AM11	S 2010	20-10		
AM11	S 2012	20-12		
AM11	S 2014	20-14		
AM11	S 2016	20-16		
AM11	S 2516	25-16		
AM11	S 2520	25-20		
AM11	S 3020	30-20		
AM11	S 3025	30-25		
AM11	S 3825	38-25		
AM11	S 3830	38-30		



AM - ACCESORIOS METRICOS (DIN 2353)

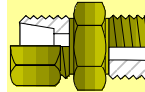
TEL. 93 300 38 12 FAX. 93 300 39 59

6/3



RACOR RECTO ROSCA CILINDRICA

CODIGO	T	DESCRIPCION	e	e INOX
AM12	L 0602	- 6 R 1/8		
AM12	L 0604	- 6 R 1/4		
AM12	L 0606	- 6 R 3/8		
AM12	L 0608	- 6 R 1/2		
AM12	L 0802	- 8 R 1/8		
AM12	L 0804	- 8 R 1/4		
AM12	L 0806	- 8 R 3/8		
AM12	L 0808	- 8 R 1/2		
AM12	L 1002	- 10 R 1/8		
AM12	L 1004	- 10 R 1/4		
AM12	L 1006	- 10 R 3/8		
AM12	L 1008	- 10 R 1/2		
AM12	L 1206	- 12 R 3/8		
AM12	L 1208	- 12 R 1/2		
AM12	L 1204	- 12 R 1/4		
AM12	L 1506	- 15 R 3/8		
AM12	L 1508	- 15 R 1/2		
AM12	L 1512	- 15 R 3/4		
AM12	L 1808	- 18 R 1/2		
AM12	L 1812	- 18 R 3/4		
AM12	L 2208	- 22 R 1/2		
AM12	L 2212	- 22 R 3/4		
AM12	L 2216	- 22 R 1		
AM12	L 2812	- 28 R 3/4		
AM12	L 2816	- 28 R 1		
AM12	L 3520	- 35 R 1 1/4		
AM12	L 3524	- 35 R 1 1/2		
AM12	L 4220	- 42 R 1 1/4		
AM12	L 4224	- 42 R 1 1/2		
AM12	S 0604	- 6 R 1/4		
AM12	S 0608	- 6 R 1/2		
AM12	S 0804	- 8 R 1/4		
AM12	S 0806	- 8 R 3/8		
AM12	S 1004	- 10 R 1/4		
AM12	S 1006	- 10 R 3/8		
AM12	S 1008	- 10 R 1/2		
AM12	S 1204	- 12 R 1/4		
AM12	S 1206	- 12 R 3/8		
AM12	S 1208	- 12 R 1/2		
AM12	S 1408	- 14 R 1/2		
AM12	S 1406	- 14 R 3/8		
AM12	S 1608	- 16 R 1/2		
AM12	S 1606	- 16 R 3/8		
AM12	S 1612	- 16 R 3/4		
AM12	S 2012	- 20 R 3/4		
AM12	S 2008	- 20 R 1/2		
AM12	S 2512	- 25 R 3/4		
AM12	S 2516	- 25 R 1		
AM12	S 3016	- 30 R 1		
AM12	S 3020	- 30 R 1 1/4		
AM12	S 3024	- 30 R 1 1/2		
AM12	S 3816	- 38 R 1		
AM12	S 3820	- 38 R 1 1/4		



RACOR RECTO ROSCA CILINDRICA METRICA

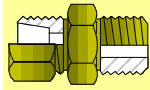
CODIGO	T	DESCRIPCION	e	e INOX
AM13	L 0610	- 6 M10x1		
AM13	L 0812	- 8 M12x1.5		
AM13	L 1014	- 10 M14x1.5		
AM13	L 1018	- 10 M18x1.5		
AM13	L 1022	- 10 M22x1.5		
AM13	L 1216	- 12 M16x1.5		
AM13	L 1218	- 12 M18x1.5		
AM13	L 1222	- 12 M22x1.5		
AM13	L 1518	- 15 M18x1.5		
AM13	L 1522	- 15 M22x1.5		
AM13	L 1822	- 18 M22x1.5		
AM13	L 2226	- 22 M26x1.5		
AM13	L 2833	- 28 M33x2		
AM13	L 3542	- 35 M42x2		
AM13	L 4248	- 42 M48x2		
AM13	S 0612	- 6 M12x1.5		
AM13	S 0814	- 8 M14x1.5		
AM13	S 1016	- 10 M16x1.5		
AM13	S 1218	- 12 M18x1.5		
AM13	S 1222	- 12 M22x1.5		
AM13	S 1420	- 14 M20x1.5		
AM13	S 1622	- 16 M22x1.5		
AM13	S 2027	- 20 M27x2		
AM13	S 2533	- 25 M33x2		
AM13	S 2527	- 25 M27x2		
AM13	S 3042	- 30 M42x2		
AM13	S 3848	- 38 M48x2		



AM - ACCESORIOS METRICOS (DIN 2353)

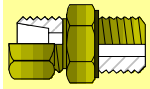
TEL. 93 300 38 12 FAX. 93 300 39 59

6/4



RACOR RECTO ROSCA UNF

CODIGO	T	DESCRIPCION	e	e INOX
AM14	L 0804	- 8 7/16 UNF		
AM14	L 1004	- 10 7/16 UNF		
AM14	L 1206	- 12 9/16 UNF		
AM14	L 1208	- 12 3/4 UNF		
AM14	L 1210	- 12 7/8 UNF		
AM14	L 1508	- 15 3/4 UNF		
AM14	L 1808	- 18 3/4 UNF		
AM14	L 1810	- 18 7/8 UNF		
AM14	L 2210	- 22 7/8 UNF		
AM14	L 2212	- 22 1.1/16 UNF		
AM14	L 2216	- 22 1.5/16 UNF		
AM14	L 2812	- 28 1.1/16 UNF		
AM14	L 2816	- 28 1.5/16 UNF		
AM14	L 3816	- 35 1.5/16 UNF		
AM14	L 3820	- 35 1.5/8 UNF		
AM14	L 4220	- 42 1.5/8 UNF		
AM14	S 0804	8 7/16 UNF		
AM14	S 1006	- 10 9/16 UNF		
AM14	S 1206	- 12 9/16 UNF		
AM14	S 1208	- 12 3/4 UNF		
AM14	S 1608	- 16 3/4 UNF		
AM14	S 1510	- 15 7/8 UNF		
AM14	S 2008	- 20 3/4 UNF		
AM14	S 2010	- 20 7/8 UNF		
AM14	S 2012	- 20 1.1/16 UNF		
AM14	S 2512	- 25 1.1/16 UNF		
AM14	S 2516	- 25 1.5/16 UNF		
AM14	S 3016	- 30 1.5/16 UNF		
AM14	S 3020	- 30 1.5/8 UNF		
AM14	S 3820	- 38 1.5/8 UNF		



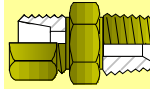
RACOR RECTO BSP CON JUNTA TORICA

CODIGO	T	DESCRIPCION	e	e INOX
AM15	L 0602	- 6 R 1/8 CON		
AM15	L 0804	- 8 R 1/4 CON		
AM15	L 1004	- 10 R 1/4 CON		
AM15	L 1206	- 12 R 3/8 CON		
AM15	L 1508	- 15 R 1/2 CON		
AM15	L 1808	- 18 R 1/2 CON		
AM15	L 2212	- 22 R 3/4 CON		
AM15	L 2816	- 28 R 1 CON		
AM15	L 3520	- 35 R 1.1/4 CON		
AM15	L 4224	- 42 R 1.1/2 CON		
AM15	S 0604	- 6 R 1/4 CON		
AM15	S 0804	- 8 R 1/4 CON		
AM15	S 1006	- 10 R 3/8 CON		
AM15	S 1206	- 12 R 3/8 CON		
AM15	S 1408	- 14 R 1/2 CON		
AM15	S 1608	- 16 R 1/2 CON		
AM15	S 2012	- 20 R 3/4 CON		
AM15	S 2516	- 25 R 1 CON		
AM15	S 3020	- 30 R 1.1/4 CON		
AM15	S 3824	- 38 R 1.1/2 CON		



RACOR RECTO METRICO CON JUNTA TORICA

CODIGO	T	DESCRIPCION	e	e INOX
AM16	L 0610	- 6 M10x1 C		
AM16	L 0812	- 8 M12x1.5 C		
AM16	L 1014	- 10 M14x1.5 C		
AM16	L 1216	- 12 M16x1.5 C		
AM16	L 1518	- 15 M18x1.5 C		
AM16	L 1822	- 18 M22x1.5 C		
AM16	L 2226	- 22 M26x1.5 C		
AM16	L 2833	- 28 M33x2 C		
AM16	L 3542	- 35 M42x2 C		
AM16	L 4248	- 42 M48x2 C		
AM16	S 0612	- 6 M12x1.5 C		
AM16	S 0814	- 8 M14x1.5 C		
AM16	S 1016	- 10 M16x1.5 C		
AM16	S 1218	- 12 M18x1.5 C		
AM16	S 1420	- 14 M20x1.5 C		
AM16	S 1622	- 16 M22x1.5 C		
AM16	S 2027	- 20 M27x2 C		
AM16	S 2533	- 25 M33x2 C		
AM16	S 3042	- 30 M42x2 C		
AM16	S 3848	- 38 M48x2 C		



RACOR RECTO ROSCA CONICA GAS

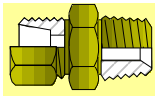
CODIGO	T	DESCRIPCION	e	e INOX
AM17	L 0602	- 6 R 1/8		
AM17	L 0604	- 6 R 1/4		
AM17	L 0804	- 8 R 1/4		
AM17	L 0806	- 8 R 3/8		
AM17	L 1004	- 10 R 1/4		
AM17	L 1006	- 10 R 3/8		
AM17	L 1206	- 12 R 3/8		
AM17	L 1204	- 12 R 1/4		
AM17	L 1208	- 12 R 1/2		
AM17	L 1508	- 15 R 1/2		
AM17	L 1506	- 15 R 3/8		
AM17	L 1808	- 18 R 1/2		
AM17	L 2212	- 22 R 3/4		
AM17	L 2212	- 22 R 3/4		
AM17	L 2816	- 28 R 1		
AM17	L 3520	- 35 R 1.1/4		
AM17	L 4220	- 42 R 1.1/4		
AM17	S 0604	- 6 R 1/4		
AM17	S 0606	- 6 R 3/8		
AM17	S 0804	- 8 R 1/4		
AM17	S 1006	- 10 R 3/8		
AM17	S 1206	- 12 R 3/8		
AM17	S 1208	- 12 R 1/2		
AM17	S 1408	- 14 R 1/2		
AM17	S 1608	- 16 R 1/2		
AM17	S 2012	- 20 R 3/4		
AM17	S 2512	- 25 R 3/4		
AM17	S 2516	- 25 R 1		
AM17	S 3020	- 30 R 1.1/4		
AM17	S 3824	- 38 R 1.1/2		



AM - ACCESORIOS METRICOS (DIN 2353)

TEL. 93 300 38 12 FAX. 93 300 39 59

6/5



RACOR RECTO ROSCA NPT

CODIGO	T	DESCRIPCION	e	e INOX
AM19	L 0602	- 6 R 1/8NPT		
AM19	L 0604	- 6 R 1/4NPT		
AM19	L 0606	- 6 R 3/8NPT		
AM19	L 0608	- 6 R 1/2NPT		
AM19	L 0802	- 8 R 1/8NPT		
AM19	L 0804	- 8 R 1/4NPT		
AM19	L 0806	- 8 R 3/8NPT		
AM19	L 0808	- 8 R 1/2NPT		
AM19	L 1008	- 10 R 1/2NPT		
AM19	L 1004	- 10 R 1/4NPT		
AM19	L 1006	- 10 R 3/8NPT		
AM19	L 1008	- 10 R 1/2NPT		
AM19	L 1204	- 12 R 1/4NPT		
AM19	L 1206	- 12 R 3/8NPT		
AM19	L 1208	- 12 R 1/2NPT		
AM19	L 1212	- 12 R 3/4NPT		
AM19	L 1508	- 15 R 1/2NPT		
AM19	L 1506	- 15 R 3/8NPT		
AM19	L 1512	- 15 R 3/4NPT		
AM19	L 1808	- 18 R 1/2NPT		
AM19	L 1812	- 18 R 3/4NPT		
AM19	L 2208	- 22 R 1/2NPT		
AM19	L 2212	- 22 R 3/4NPT		
AM19	L 2816	- 28 R 1 NPT		
AM19	L 3520	- 35 R 1 1/4NPT		
AM19	L 4224	- 42 R 1 1/2NPT		
AM19	S 0602	- 6 R 1/8NPT		
AM19	S 0604	- 6 R 1/4NPT		
AM19	S 0606	- 6 R 3/8NPT		
AM19	S 0608	- 6 R 1/2NPT		
AM19	S 0804	- 8 R 1/4NPT		
AM19	S 0806	- 8 R 3/8NPT		
AM19	S 0808	- 8 R 1/2NPT		
AM19	S 1004	- 10 R 1/4NPT		
AM19	S 1006	- 10 R 3/8NPT		
AM19	S 1008	- 10 R 1/2NPT		
AM19	S 1204	- 12 R 1/4NPT		
AM19	S 1206	- 12 R 3/8NPT		
AM19	S 1208	- 12 R 1/2NPT		
AM19	S 1408	- 14 R 1/2NPT		
AM19	S 1608	- 16 R 1/2NPT		
AM19	S 1612	- 16 R 3/4NPT		
AM19	S 2008	- 20 R 1/2NPT		
AM19	S 2012	- 20 R 3/4NPT		
AM19	S 2016	- 20 R 1NPT		
AM19	S 2512	- 25 R 3/4NPT		
AM19	S 2516	- 25 R 1NPT		
AM19	S 3020	- 30 R 1 1/4NPT		
AM19	S 3824	- 38 R 1 1/2NPT		



RACOR EN CODO TUBO - TUBO

CODIGO	T	DESCRIPCION	e	e INOX
AM20	L 06	- 6		
AM20	L 08	- 8		
AM20	L 10	- 10		
AM20	L 12	- 12		
AM20	L 15	- 15		
AM20	L 18	- 18		
AM20	L 22	- 22		
AM20	L 28	- 28		
AM20	L 35	- 35		
AM20	L 42	- 42		
AM20	S 06	- 6		
AM20	S 08	- 8		
AM20	S 10	- 10		
AM20	S 12	- 12		
AM20	S 14	- 14		
AM20	S 16	- 16		
AM20	S 20	- 20		
AM20	S 25	- 25		
AM20	S 30	- 30		
AM20	S 38	- 38		



CODO REGULABLE

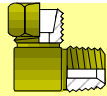
CODIGO	T	DESCRIPCION	e	e INOX
AM21	L 06	- 6		
AM21	L 08	- 8		
AM21	L 10	- 10		
AM21	L 12	- 12		
AM21	L 15	- 15		
AM21	L 18	- 18		
AM21	L 22	- 22		
AM21	L 28	- 28		
AM21	L 35	- 35		
AM21	L 42	- 42		
AM21	S 06	- 6		
AM21	S 08	- 8		
AM21	S 10	- 10		
AM21	S 12	- 12		
AM21	S 14	- 14		
AM21	S 16	- 16		
AM21	S 20	- 20		
AM21	S 25	- 25		
AM21	S 30	- 30		
AM21	S 38	- 38		



AM - ACCESORIOS METRICOS (DIN 2353)

TEL. 93 300 38 12 FAX. 93 300 39 59

6/6



RACOR EN CODO ROSCA CONICA GAS

CODIGO	T	DESCRIPCION	e	e INOX
AM23 L 0602 - 6 R 1/8				
AM23 L 0604 - 6 R 1/4				
AM23 L 0802 - 8 R 1/8				
AM23 L 0804 - 8 R 1/4				
AM23 L 0806 - 8 R 3/8				
AM23 L 0808 - 8 R 1/2				
AM23 L 1004 - 10 R 1/4				
AM23 L 1006 - 10 R 3/8				
AM23 L 1008 - 10 R 1/2				
AM23 L 1204 - 12 R 1/4				
AM23 L 1206 - 12 R 3/8				
AM23 L 1208 - 12 R 1/2				
AM23 L 1506 - 15 R 3/8				
AM23 L 1508 - 15 R 1/2				
AM23 L 1508 - 15 R 1/2				
AM23 L 1808 - 18 R 1/2				
AM23 L 2212 - 22 R 3/4				
AM23 L 2816 - 28 R 1				
AM23 L 3520 - 35 R 1 1/4				
AM23 L 4224 - 42 R 1 1/2				
AM23 S 0604 - 6 R 1/4				
AM23 S 0804 - 8 R 1/4				
AM23 S 0806 - 8 R 3/8				
AM23 S 0808 - 8 R 1/2				
AM23 S 1004 - 10 R 1/4				
AM23 S 1006 - 10 R 3/8				
AM23 S 1008 - 10 R 1/2				
AM23 S 1204 - 12 R 1/4				
AM23 S 1206 - 12 R 3/8				
AM23 S 1208 - 12 R 1/2				
AM23 S 1408 - 14 R 1/2				
AM23 S 1608 - 16 R 1/2				
AM23 S 2012 - 20 R 3/4				
AM23 S 2516 - 25 R 1				
AM23 S 3020 - 30 R 1 1/4				
AM23 S 3824 - 38 R 1 1/2				



RACOR EN CODO ROSCA CONICA METRICA

CODIGO	T	DESCRIPCION	e	e INOX
AM24 L 0610 - 6 M10x1				
AM24 L 0812 - 8 M12x1.5				
AM24 L 1014 - 10 M14x1.5				
AM24 L 1216 - 12 M16x1.5				
AM24 L 1518 - 15 M18x1.5				
AM24 L 1822 - 18 M22x1.5				
AM24 S 0612 - 6 M12x1.5				
AM24 S 0814 - 8 M14x1.5				
AM24 S 1016 - 10 M16x1.5				
AM24 S 1218 - 12 M18x1.5				
AM24 S 1420 - 14 M20x1.5				
AM24 S 1622 - 16 M22x1.5				



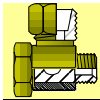
RACOR EN CODO NPT

CODIGO	T	DESCRIPCION	e	e INOX
AM25 L 0602 - 6 R 1/8NPT				
AM25 L 0604 - 6 R 1/4NPT				
AM25 L 0608 - 6 R 1/2NPT				
AM25 L 0804 - 8 R 1/4NPT				
AM25 L 1004 - 10 R 1/4NPT				
AM25 L 1206 - 12 R 3/8NPT				
AM25 L 1204 - 12 R 1/4NPT				
AM25 L 1208 - 12 R 1/2NPT				
AM25 L 1508 - 15 R 1/2NPT				
AM25 L 1808 - 18 R 1/2NPT				
AM25 L 2212 - 22 R 3/4NPT				
AM25 L 2816 - 28 R 1 NPT				
AM25 L 3520 - 35 R 1 1/4NPT				
AM25 L 4224 - 42 R 1 1/2NPT				
AM25 S 0604 - 6 R 1/4NPT				
AM25 S 0804 - 8 R 1/4NPT				
AM25 S 1006 - 10 R 3/8NPT				
AM25 S 1206 - 12 R 3/8NPT				
AM25 S 1408 - 14 R 1/2NPT				
AM25 S 1608 - 16 R 1/2NPT				
AM25 S 2012 - 20 R 3/4NPT				
AM25 S 2516 - 25 R 1 NPT				
AM25 S 3020 - 30 R 1 1/4NPT				
AM25 S 3824 - 38 R 1 1/4NPT				



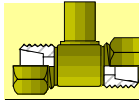
RACOR CODO ORIENT. PASO LIBRE

CODIGO	T	DESCRIPCION	e	e INOX
AM26 L 0602 - 6 R 1/8				
AM26 L 0804 - 8 R 1/4				
AM26 L 1004 - 10 R 1/4				
AM26 L 1206 - 12 R 3/8				
AM26 L 1508 - 15 R 1/2				
AM26 L 1808 - 18 R 1/2				
AM26 L 2212 - 22 R 3/4				
AM26 L 2816 - 28 R 1				
AM26 L 3520 - 35 R 1 1/4				
AM26 L 4224 - 42 R 1 1/2				
AM26 S 0604 - 6 R 1/4				
AM26 S 0604 - 6 R 1/4				
AM26 S 1006 - 10 R 3/8				
AM26 S 1206 - 12 R 3/8				
AM26 S 1408 - 14 R 1/2				
AM26 S 1608 - 16 R 1/2				
AM26 S 2012 - 20 R 3/4				
AM26 S 2516 - 25 R 1				
AM26 S 3024 - 30 R 1 1/4				
AM26 S 3824 - 38 R 1 1/2				



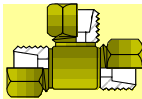
RACOR CODO ORIENT. PASO LIBRE

CODIGO	T	DESCRIPCION	e	e INOX
AM27	L 0610	- 6 M10x1		
AM27	L 0812	- 8 M12x1.5		
AM27	L 1014	- 10 M14x1.5		
AM27	L 1216	- 12 M16x1.5		
AM27	L 1518	- 15 M18x1.5		
AM27	L 1822	- 18 M22x1.5		
AM27	L 2226	- 22 M26x1.5		
AM27	L 2833	- 28 M33x2		
AM27	L 3542	- 35 M42x2		
AM27	L 4248	- 42 M48x2		
AM27	S 0612	- 6 M12x1.5		
AM27	S 0814	- 8 M14x1.5		
AM27	S 1016	- 10 M16x1.5		
AM27	S 1218	- 12 M18x1.5		
AM27	S 1420	- 14 M20x1.5		
AM27	S 1622	- 16 M22x1.5		
AM27	S 2027	- 20 M27x2		
AM27	S 2533	- 25 M33x2		
AM27	S 3042	- 30 M42x2		
AM27	S 3848	- 38 M48x2		



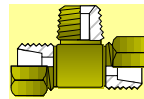
RACOR EN TE REGULABLE CENTRAL

CODIGO	T	DESCRIPCION	e	e INOX
AM31	L 06	- 6 12 x 1.5		
AM31	L 08	- 8 14 x 1.5		
AM31	L 10	- 10 16 x 1.5		
AM31	L 12	- 12 18 x 1.5		
AM31	L 15	- 15 22 x 1.5		
AM31	L 18	- 18 26 x 1.5		
AM31	L 22	- 22 30 x 2		
AM31	L 28	- 28 36 x 2		
AM31	L 35	- 35 45 x 2		
AM31	L 42	- 42 52 x 2		
AM31	S 06	- 6 14 x 1.5		
AM31	S 08	- 8 16 x 1.5		
AM31	S 10	- 10 18 x 1.5		
AM31	S 12	- 12 20 x 1.5		
AM31	S 14	- 14 22 x 1.5		
AM31	S 16	- 16 24 x 1.5		
AM31	S 20	- 20 30 x 2		
AM31	S 25	- 25 36 x 2		
AM31	S 30	- 30 42 x 2		
AM31	S 38	- 38 52 x 2		



RACOR EN TE TUBO -TUBO

CODIGO	T	DESCRIPCION	e	e INOX
AM30	L 06	6		
AM30	L 08	8		
AM30	L 10	10		
AM30	L 12	12		
AM30	L 15	15		
AM30	L 18	18		
AM30	L 22	22		
AM30	L 28	28		
AM30	L 35	35		
AM30	L 42	42		
AM30	S 06	6		
AM30	S 08	8		
AM30	S 10	10		
AM30	S 12	12		
AM30	S 14	14		
AM30	S 16	16		
AM30	S 20	20		
AM30	S 25	25		
AM30	S 30	30		
AM30	S 38	38		



RACOR EN TE CENTRAL CONICO

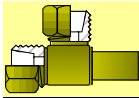
CODIGO	T	DESCRIPCION	e	e INOX
AM32	L 0602	6 R 1/8		
AM32	L 0802	8 R 1/8		
AM32	L 0804	8 R 1/4		
AM32	L 1004	10 R 1/4		
AM32	L 1204	12 R 1/4		
AM32	L 1206	12 R 3/8		
AM32	L 1508	15 R 1/2		
AM32	L 1808	18 R 1/2		
AM32	L 2212	22 R 3/4		
AM32	L 2816	28 R 1		
AM32	L 3520	35 R 1 1/4		
AM32	L 4224	42 R 1 1/2		
AM32	S 0604	6 R 1/4		
AM32	S 0804	8 R 1/4		
AM32	S 1006	10 R 3/8		
AM32	S 1206	12 R 3/8		
AM32	S 1408	14 R 1/2		
AM32	S 1608	16 R 1/2		
AM32	S 2012	20 R 3/4		
AM32	S 2516	25 R 1		
AM32	S 3020	30 R 1 1/4		
AM32	S 3824	38 R 1 1/2		



AM - ACCESORIOS METRICOS (DIN 2353)

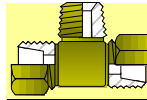
TEL. 93 300 38 12 FAX. 93 300 39 59

6/8



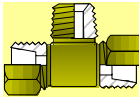
RACOR EN T REGULABLE LATERAL

CODIGO	T	DESCRIPCION	e	e INOX
AM33 L 06	- 6	12 x 1.5		
AM33 L 08	- 8	14 x 1.5		
AM33 L 10	- 10	16 x 1.5		
AM33 L 12	- 12	18 x 1.5		
AM33 L 15	- 15	22 x 1.5		
AM33 L 18	- 18	26 x 1.5		
AM33 L 22	- 22	30 x 2		
AM33 L 28	- 28	36 x 2		
AM33 L 35	- 35	45 x 2		
AM33 L 42	- 42	52 x 2		
AM33 S 06	- 6	14 x 1.5		
AM33 S 08	- 8	16 x 1.5		
AM33 S 10	- 10	18 x 1.5		
AM33 S 12	- 12	20 x 1.5		
AM33 S 14	- 14	22 x 1.5		
AM33 S 16	- 16	24 x 1.5		
AM33 S 20	- 20	30 x 2		
AM33 S 25	- 25	36 x 2		
AM33 S 30	- 30	42 x 2		
AM33 S 38	- 38	52 x 2		



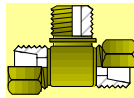
RACOR EN TE CENTRAL NPT

CODIGO	T	DESCRIPCION	e	e INOX
AM35 L 0602	- 6	R 1/8NPT		
AM35 L 0804	- 8	R 1/4NPT		
AM35 L 1004	- 10	R 1/4NPT		
AM35 L 1206	- 12	R 3/8NPT		
AM35 L 1808	- 18	R 1/2NPT		
AM35 L 2212	- 22	R 3/4NPT		
AM35 L 2816	- 28	R 1 NPT		
AM35 L 3520	- 35	R 1 1/4NPT		
AM35 L 4224	- 42	R 1 1/2NPT		
AM35 S 0604	- 6	R 1/4NPT		
AM35 S 0804	- 8	R 1/4NPT		
AM35 S 1006	- 10	R 3/8NPT		
AM35 S 1206	- 12	R 3/8NPT		
AM35 S 1408	- 14	R 1/2NPT		
AM35 S 1608	- 16	R 1/2NPT		
AM35 S 2012	- 20	R 3/4NPT		
AM35 S 2516	- 25	R 1 NPT		
AM35 S 3020	- 30	R 1 1/4NPT		
AM35 S 3824	- 38	R 1 1/2NPT		



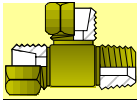
RACOR EN TE CENTRAL CONICO METRICO

CODIGO	T	DESCRIPCION	e	e INOX
AM34 L 0610	- 6	M10x1		
AM34 L 0812	- 8	M12x1.5		
AM34 L 1014	- 10	M14x1.5		
AM34 L 1216	- 12	M16x1.5		
AM34 L 1518	- 15	M18x1.5		
AM34 L 1822	- 18	M22x1.5		
AM34 S 0612	- 6	M12x1.5		
AM34 S 0814	- 8	M14x1.5		
AM34 S 1016	- 10	M16x1.5		
AM34 S 1218	- 12	M18x1.5		
AM34 S 1420	- 14	M20x1.5		
AM34 S 1622	- 16	M22x1.5		



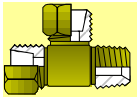
RACOR EN TE CENTRAL CILINDRICO

CODIGO	T	DESCRIPCION	e	e INOX
AM36 L 2212	- 22	R 3/4		
AM36 L 2816	- 28	R 1		
AM36 L 3520	- 35	R 1 1/4		
AM36 L 4224	- 42	R 1 1/2		
AM36 S 2012	- 20	R 3/4		
AM36 S 2516	- 25	R 1		
AM36 S 3020	- 30	R 1 1/4		
AM36 S 3824	- 38	R 1 1/2		
AM36 L 2226	- 22	M26x1.5		
AM36 L 2833	- 28	M33x2		
AM36 L 3542	- 35	M42x2		
AM36 L 4248	- 42	M48x2		
AM36 S 2027	- 20	M27x2		
AM36 S 2533	- 25	M33x2		
AM36 S 3042	- 30	M42x2		
AM36 S 3848	- 38	M48x2		



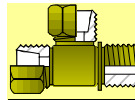
RACOR EN L CONICA

CODIGO	T	DESCRIPCION	e	e INOX
AM37 L 0602	- 6	R 1/8 CONICO		
AM37 L 0804	- 8	R 1/4 CONICO		
AM37 L 1004	- 10	R 1/4 CONICO		
AM37 L 1206	- 12	R 3/8 CONICO		
AM37 L 1508	- 15	R 1/2 CONICO		
AM37 L 1808	- 18	R 1/2 CONICO		
AM37 S 0604	- 6	R 1/4 CONICO		
AM37 S 0804	- 8	R 1/4 CONICO		
AM37 S 1006	- 10	R 3/8 CONICO		
AM37 S 1206	- 12	R 3/8 CONICO		
AM37 S 1408	- 14	R 1/2 CONICO		
AM37 S 1608	- 16	R 1/2 CONICO		



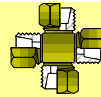
RACOR EN L NPT

CODIGO	T	DESCRIPCION	e	e INOX
AM38 L 0602	- 6	R 1/8NPT		
AM38 L 0804	- 8	R 1/4NPT		
AM38 L 1004	- 10	R 1/4NPT		
AM38 L 1206	- 12	R 3/8NPT		
AM38 L 1508	- 15	R 1/2NPT		
AM38 L 1808	- 18	R 1/2NPT		
AM38 L 2212	- 22	R 3/4NPT		
AM38 L 2816	- 28	R 1 NPT		
AM38 L 3520	- 35	R 1 1/4NPT		
AM38 L 4224	- 42	R 1 1/2NPT		
AM38 S 0604	- 6	R 1/4NPT		
AM38 S 0804	- 8	R 1/4NPT		
AM38 S 1006	- 10	R 3/8NPT		
AM38 S 1206	- 12	R 3/8NPT		
AM38 S 1406	- 14	R 3/8NPT		
AM38 S 1608	- 16	R 1/2NPT		
AM38 S 2012	- 20	R 3/4NPT		
AM38 S 2516	- 25	R 1 NPT		
AM38 S 3020	- 30	R 1 1/4NPT		
AM38 S 3824	- 38	R 1 1/2NPT		



RACOR EN L CILINDRICA GAS

CODIGO	T	DESCRIPCION	e	e INOX
AM39 L 2212	- 22	R 3/4		
AM39 L 2816	- 28	R 1		
AM39 L 3520	- 35	R 1 1/4		
AM39 L 4224	- 42	R 1 1/2		
AM39 S 2012	- 20	R 3/4		
AM39 S 2516	- 25	R 1		
AM39 S 3024	- 30	R 1 1/4		
AM39 S 3824	- 38	R 1 1/2		
AM39 L 2226	- 22	M26x1.5		
AM39 L 2833	- 28	M33x2		
AM39 L 3542	- 35	M42x2		
AM39 L 4248	- 42	M48x2		
AM39 S 2027	- 20	M27x2		
AM39 S 2533	- 25	M33x2		
AM39 S 3042	- 30	M42x2		
AM39 S 3848	- 38	M48x2		



RACOR EN CRUZ TUBO - TUBO

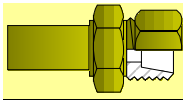
CODIGO	T	DESCRIPCION	e	e INOX
AM40 L 06	- 6			
AM40 L 08	- 8			
AM40 L 10	- 10			
AM40 L 12	- 12			
AM40 L 15	- 15			
AM40 L 18	- 18			
AM40 L 22	- 22			
AM40 L 28	- 28			
AM40 L 35	- 35			
AM40 L 42	- 42			
AM40 S 06	- 6			
AM40 S 08	- 8			
AM40 S 10	- 10			
AM40 S 12	- 12			
AM40 S 14	- 14			
AM40 S 16	- 16			
AM40 S 20	- 20			
AM40 S 25	- 25			
AM40 S 30	- 30			
AM40 S 38	- 38			



AM - ACCESORIOS METRICOS (DIN 2353)

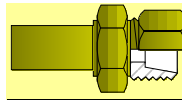
TEL. 93 300 38 12 FAX. 93 300 39 59

6/10



RACOR REDUCCION

CODIGO	T	DESCRIPCION	e	e INOX
AM50	L	0806 - 8-6		
AM50	L	1006 - 10-6		
AM50	L	1008 - 10-8		
AM50	L	1206 - 12-6		
AM50	L	1208 - 12-8		
AM50	L	1210 - 12-10		
AM50	L	1506 - 15-6		
AM50	L	1508 - 15-8		
AM50	L	1510 - 15-10		
AM50	L	1512 - 15-12		
AM50	L	1806 - 18-6		
AM50	L	1808 - 18-8		
AM50	L	1810 - 18-10		
AM50	L	1812 - 18-12		
AM50	L	1815 - 18-15		
AM50	L	1815 - 22-6		
AM50	L	2208 - 22-8		
AM50	L	2210 - 22-10		
AM50	L	2212 - 22-12		
AM50	L	2215 - 22-15		
AM50	L	2218 - 22-18		
AM50	L	2806 - 28-6		
AM50	L	2808 - 28-8		
AM50	L	2810 - 28-10		
AM50	L	2812 - 28-12		
AM50	L	2815 - 28-15		
AM50	L	2818 - 28-18		
AM50	L	2822 - 28-22		
AM50	L	3506 - 35-6		
AM50	L	3508 - 35-8		
AM50	L	3510 - 35-10		
AM50	L	3512 - 35-12		
AM50	L	3515 - 35-15		
AM50	L	3518 - 35-18		
AM50	L	3522 - 35-22		
AM50	L	3528 - 35-28		
AM50	L	4206 - 42-6		
AM50	L	4210 - 42-10		
AM50	L	4212 - 42-12		
AM50	L	4215 - 42-15		
AM50	L	4218 - 42-18		
AM50	L	4222 - 42-22		
AM50	L	4228 - 42-28		
AM50	L	4235 - 42-35		



RACOR REDUCCION

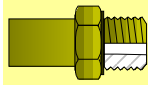
CODIGO	T	DESCRIPCION	e	e INOX
AM50	S	0806 - 8-6		
AM50	S	1006 - 10-6		
AM50	S	1008 - 10-8		
AM50	S	1206 - 12-6		
AM50	S	1208 - 12-8		
AM50	S	1210 - 12-10		
AM50	S	1406 - 14-6		
AM50	S	1408 - 14-8		
AM50	S	1410 - 14-10		
AM50	S	1412 - 14-12		
AM50	S	1606 - 16-6		
AM50	S	1608 - 16-8		
AM50	S	1610 - 16-10		
AM50	S	1612 - 16-12		
AM50	S	1614 - 16-14		
AM50	S	2006 - 20-6		
AM50	S	2008 - 20-8		
AM50	S	2010 - 20-10		
AM50	S	2012 - 20-12		
AM50	S	2014 - 20-14		
AM50	S	2016 - 20-16		
AM50	S	2506 - 25-6		
AM50	S	2508 - 25-8		
AM50	S	2510 - 25-10		
AM50	S	2512 - 25-12		
AM50	S	2514 - 25-14		
AM50	S	2516 - 25-16		
AM50	S	2520 - 25-20		
AM50	S	3006 - 30-6		
AM50	S	3008 - 30-8		
AM50	S	3010 - 30-10		
AM50	S	3012 - 30-12		
AM50	S	3014 - 30-14		
AM50	S	3016 - 30-16		
AM50	S	3020 - 30-20		
AM50	S	3025 - 30-25		
AM50	S	3806 - 38-6		
AM50	S	3808 - 38-8		
AM50	S	3810 - 38-10		
AM50	S	3812 - 38-12		
AM50	S	3814 - 38-14		
AM50	S	3816 - 38-16		
AM50	S	3820 - 38-20		
AM50	S	3825 - 38-25		
AM50	S	3830 - 38-30		



AM - ACCESORIOS METRICOS (DIN 2353)

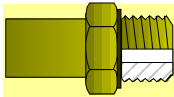
TEL. 93 300 38 12 FAX. 93 300 39 59

6/11



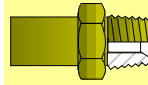
TUBO RECTO ROSCA GAS CON JUNTA TORICA

CODIGO	T	DESCRIPCION	e	e INOX
AM51	L 0602	- 6 R 1/8		
AM51	L 0804	- 8 R 1/4		
AM51	L 1004	- 10 R 1/4		
AM51	L 1206	- 12 R 3/8		
AM51	L 1208	- 12 R 1/2		
AM51	L 1506	- 15 R 3/8		
AM51	L 1508	- 15 R 1/2		
AM51	L 1808	- 18 R 1/2		
AM51	L 2212	- 22 R 3/4		
AM51	L 2816	- 28 R 1		
AM51	L 3520	- 35 R 1 1/4		
AM51	L 4224	- 42 R 1 1/2		
AM51	S 0604	- 6 R 1/4		
AM51	S 0804	- 8 R 1/4		
AM51	S 1006	- 10 R 3/8		
AM51	S 1206	- 12 R 3/8		
AM51	S 1208	- 12 R 1/2		
AM51	S 1408	- 14 R 1/2		
AM51	S 1608	- 16 R 1/2		
AM51	S 1612	- 16 R 3/4		
AM51	S 2012	- 20 R 3/4		
AM51	S 2516	- 25 R 1		
AM51	S 3016	- 30 R 1		
AM51	S 3024	- 30 R 1 1/4		
AM51	S 3824	- 38 R 1 1/2		



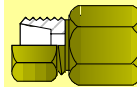
TUBO RECTO ROSCA METRICA CON JUNTA

CODIGO	T	DESCRIPCION	e	e INOX
AM52	L 0610	- 6 M10x1		
AM52	L 0812	- 8 M12x1.5		
AM52	L 1014	- 10 M14x1.5		
AM52	L 1216	- 12 M16x1.5		
AM52	L 1518	- 15 M18x1.5		
AM52	L 1822	- 18 M22x1.5		
AM52	L 2226	- 22 M26x1.5		
AM52	L 2833	- 28 M33x2		
AM52	L 3542	- 35 M42x2		
AM52	L 4248	- 42 M48x2		
AM52	S 0612	- 6 M12x1.5		
AM52	S 0814	- 8 M14x1.5		
AM52	S 1016	- 10 M16x1.5		
AM52	S 1218	- 12 M18x1.5		
AM52	S 1420	- 14 M20x1.5		
AM52	S 1627	- 16 M27x1.5		
AM52	S 2027	- 20 M27x2		
AM52	S 2533	- 25 M33x2		
AM52	S 3042	- 30 M42x2		
AM52	S 3848	- 38 M48x2		



TUBO RECTO ROSCA NPT

CODIGO	T	DESCRIPCION	e	e INOX
AM53	L 0602	- 6 R 1/8NPT		
AM53	L 0804	- 8 R 1/4NPT		
AM53	L 1004	- 10 R 1/4NPT		
AM53	L 1206	- 12 R 3/8NPT		
AM53	L 1508	- 15 R 1/2NPT		
AM53	L 1808	- 18 R 1/2NPT		
AM53	L 2212	- 22 R 3/4NPT		
AM53	L 2816	- 28 R 1 NPT		
AM53	L 3520	- 35 R 1 1/4NPT		
AM53	L 4224	- 42 R 1 1/2NPT		
AM53	S 0604	- 6 R 1/4NPT		
AM53	S 0804	- 8 R 1/4NPT		
AM53	S 1006	- 10 R 3/8NPT		
AM53	S 1206	- 12 R 3/8NPT		
AM53	S 1408	- 14 R 1/2NPT		
AM53	S 1608	- 16 R 1/2NPT		
AM53	S 2012	- 20 R 3/4NPT		
AM53	S 2512	- 25 R 3/4NPT		
AM53	S 2516	- 25 R 1 NPT		
AM53	S 3016	- 30 R 1 NPT		
AM53	S 3020	- 30 R 1 1/4NPT		
AM53	S 3824	- 38 R 1 1/2NPT		



RACOR RECTO HEMBRA

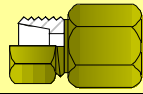
CODIGO	T	DESCRIPCION	e	e INOX
AM60	L 0602	- 6 R 1/8		
AM60	L 0604	- 6 R 1/4		
AM60	L 0608	- 6 R 1/2		
AM60	L 0804	- 8 R 1/4		
AM60	L 1004	- 10 R 1/4		
AM60	L 1204	- 12 R 1/4		
AM60	L 1206	- 12 R 3/8		
AM60	L 1208	- 12 R 1/2		
AM60	L 1508	- 15 R 1/2		
AM60	L 1808	- 18 R 1/2		
AM60	L 2212	- 22 R 3/4		
AM60	L 2816	- 28 R 1		
AM60	L 3520	- 35 R 1 1/4		
AM60	L 4224	- 42 R 1 1/2		
AM60	S 0604	- 6 R 1/4		
AM60	S 0804	- 8 R 1/4		
AM60	S 1006	- 10 R 3/8		
AM60	S 1206	- 12 R 3/8		
AM60	S 1406	- 14 R 3/8		
AM60	S 1408	- 14 R 1/2		
AM60	S 1608	- 16 R 1/2		
AM60	S 2012	- 20 R 3/4		
AM60	S 2516	- 25 R 1		
AM60	S 3024	- 30 R 1 1/4		
AM60	S 3824	- 38 R 1 1/2		



AM - ACCESORIOS METRICOS (DIN 2353)

TEL. 93 300 38 12 FAX. 93 300 39 59

6/12



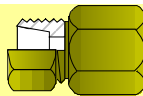
RACOR PARA MANOMETRO

CODIGO	T	DESCRIPCION	e	e INOX
AM61	L 0604	- 6 R 1/4		
AM61	L 0804	- 8 R 1/4		
AM61	L 1004	- 10 R 1/4		
AM61	L 1204	- 12 R 1/4		
AM61	L 0608	- 6 R 1/2		
AM61	L 0808	- 8 R 1/2		
AM61	L 1008	- 10 R 1/2		
AM61	L 1208	- 12 R 1/2		



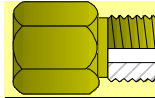
ARANDELA PARA MANOMETRO

CODIGO	T	DESCRIPCION	e	e INOX
AM62	04	R 1/4 - 11,3		
AM62	08	R 1/2 - 18,5		



RACOR RECTO HEMBRA METRICO

CODIGO	T	DESCRIPCION	e	e INOX
AM63	L 0610	- 6 M10x1		
AM63	L 0812	- 8 M12x1,5		
AM63	L 1014	- 10 M14x1,5		
AM63	L 1216	- 12 M16x1,5		
AM63	L 1518	- 15 M18x1,5		
AM63	L 1822	- 18 M22x1,5		
AM63	L 2226	- 22 M26x1,5		
AM63	L 2833	- 28 M33x2		
AM63	L 3542	- 35 M42x2		
AM63	L 4248	- 42 M48x2		
AM63	S 0612	- 6 M12x1,5		
AM63	S 0814	- 8 M14x1,5		
AM63	S 1016	- 10 M16x1,5		
AM63	S 1218	- 12 M18x1,5		
AM63	S 1420	- 14 M20x1,5		
AM63	S 1622	- 16 M22x1,5		
AM63	S 2027	- 20 M27x2		
AM63	S 2533	- 25 M33x2		
AM63	S 3042	- 30 M42x2		
AM63	S 3848	- 38 M48x2		



REDUCCION MACHO - HEMBRA GAS

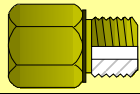
CODIGO	T	DESCRIPCION	e	e INOX
AM70	T 0602	- M3/8 - H1/8		
AM70	T 0802	- M1/2 - H1/8		
AM70	T 0804	- M1/2 - H1/4		
AM70	T 1204	- M3/4 - H1/4		
AM70	T 1206	- M3/4 - H3/8		
AM70	T 1604	- M1" - H1/4		
AM70	T 1606	- M1" - H3/8		
AM70	T 1608	- M1" - H1/2		
AM70	T 2008	- M1"1/4 - H1/2		
AM70	T 2012	- M1"1/4 - H3/4		
AM70	T 2408	- M1"1/2 - H1/2		
AM70	T 2412	- M1"1/2 - H3/4		
AM70	T 2416	- M1"1/2 - H1"		
AM70	S 0204	- M1/8 - H1/4		
AM70	S 0206	- M1/8 - H3/8		
AM70	S 0402	- M1/4 - H1/8		
AM70	S 0406	- M1/4 - H3/8		
AM70	S 0408	- M1/4 - H1/2		
AM70	S 0412	- M1/4 - H3/4		
AM70	S 0604	- M3/8 - H1/4		
AM70	S 0608	- M3/8 - H1/2		
AM70	S 0612	- M3/8 - H3/4		
AM70	S 0806	- M1/2 - H3/8		
AM70	S 0812	- M1/2 - H3/4		
AM70	S 0816	- M1/2 - H1"		
AM70	S 0820	- M1/2 - H1"1/4		
AM70	S 1208	- M3/4 - H1/2		
AM70	S 1216	- M3/4 - H1"		
AM70	S 1220	- M3/4 - H1"1/4		
AM70	S 1224	- M3/4 - H1"1/2		
AM70	S 1612	- M1" - H3/4		
AM70	S 1620	- M1" - H1"1/4		
AM70	S 1624	- M1" - H1"1/2		
AM70	S 2008	- M1"1/4 - H1/2		
AM70	S 2012	- M1"1/4 - H3/4		
AM70	S 2016	- M1"1/4 - H1"		
AM70	S 2024	- M1"1/4 - H1"1/2		
AM70	S 2420	- M1"1/2 - H1"1/4		
AM70	S 2432	- M1"1/2 - H2"		
AM70	S 3220	- M2" - H1"1/4		
AM70	S 3224	- M2" - H1"1/2		



AM - ACCESORIOS METRICOS (DIN 2353)

TEL. 93 300 38 12 FAX. 93 300 39 59

6/13



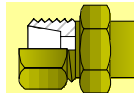
REDUCCION MACHO - HEMBRA GAS CON JUNTA

CODIGO	T	DESCRIPCION	e	e INOX
AM71	T 0602	- M3/8 - H1/8		
AM71	T 0802	- M1/2 - H1/8		
AM71	T 0804	- M1/2 - H1/4		
AM71	T 1204	- M3/4 - H1/4		
AM71	T 1206	- M3/4 - H3/8		
AM71	T 1604	- M1" - H1/4		
AM71	T 1606	- M1" - H3/8		
AM71	T 1608	- M1" - H1/2		
AM71	T 2008	- M1"1/4 - H1/2		
AM71	T 2012	- M1"1/4 - H3/4		
AM71	T 2408	- M1"1/2 - H1/2		
AM71	T 2412	- M1"1/2 - H3/4		
AM71	T 2416	- M1"1/2 - H1"		
AM71	S 0204	- M1/8 - H1/4		
AM71	S 0206	- M1/8 - H3/8		
AM71	S 0402	- M1/4 - H1/8		
AM71	S 0406	- M1/4 - H3/8		
AM71	S 0408	- M1/4 - H1/2		
AM71	S 0412	- M1/4 - H3/4		
AM71	S 0604	- M3/8 - H1/4		
AM71	S 0608	- M3/8 - H1/2		
AM71	S 0612	- M3/8 - H3/4		
AM71	S 0806	- M1/2 - H3/8		
AM71	S 0812	- M1/2 - H3/4		
AM71	S 0816	- M1/2 - H1"		
AM71	S 0820	- M1/2 - H1"1/4		
AM71	S 1208	- M3/4 - H1/2		
AM71	S 1216	- M3/4 - H1"		
AM71	S 1220	- M3/4 - H1"1/4		
AM71	S 1224	- M3/4 - H1"1/2		
AM71	S 1612	- M1" - H3/4		
AM71	S 1620	- M1" - H1"1/4		
AM71	S 1624	- M1" - H1"1/2		
AM71	S 2016	- M1"1/4 - H1"		
AM71	S 2024	- M1"1/4 - H1"1/2		
AM71	S 2420	- M1"1/2 - H1"1/4		



PASATABIQUES METRICO CON TUERCA

CODIGO	T	DESCRIPCION	e	e INOX
AM80	L 06	- 6		
AM80	L 08	- 8		
AM80	L 10	- 10		
AM80	L 12	- 12		
AM80	L 15	- 15		
AM80	L 18	- 18		
AM80	L 22	- 22		
AM80	L 28	- 28		
AM80	L 35	- 35		
AM80	L 42	- 42		
AM80	S 06	- 6		
AM80	S 08	- 8		
AM80	S 10	- 10		
AM80	S 12	- 12		
AM80	S 14	- 14		
AM80	S 16	- 16		
AM80	S 20	- 20		
AM80	S 25	- 25		
AM80	S 30	- 30		
AM80	S 38	- 38		



RACOR RECTO PARA SOLDAR

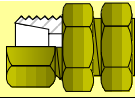
CODIGO	T	DESCRIPCION	e	e INOX
AM81	L 06	- 6		
AM81	L 08	- 8		
AM81	L 10	- 10		
AM81	L 12	- 12		
AM81	L 15	- 15		
AM81	L 18	- 18		
AM81	L 22	- 22		
AM81	L 28	- 28		
AM81	L 35	- 35		
AM81	L 42	- 42		
AM81	S 06	- 6		
AM81	S 08	- 8		
AM81	S 10	- 10		
AM81	S 12	- 12		
AM81	S 14	- 14		
AM81	S 16	- 16		
AM81	S 20	- 20		
AM81	S 25	- 25		
AM81	S 30	- 30		
AM81	S 38	- 38		



AM - ACCESORIOS METRICOS (DIN 2353)

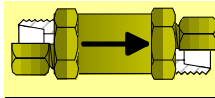
TEL. 93 300 38 12 FAX. 93 300 39 59

6/14



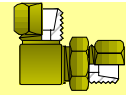
PASATABIQUES PARA SOLDAR

CODIGO	T	DESCRIPCION	e	e INOX
AM82	L 06	- 6		
AM82	L 08	- 8		
AM82	L 10	- 10		
AM82	L 12	- 12		
AM82	L 15	- 15		
AM82	L 18	- 18		
AM82	L 22	- 22		
AM82	L 28	- 28		
AM82	L 35	- 35		
AM82	L 42	- 42		
AM82	S 06	- 6		
AM82	S 08	- 8		
AM82	S 10	- 10		
AM82	S 12	- 12		
AM82	S 14	- 14		
AM82	S 16	- 16		
AM82	S 20	- 20		
AM82	S 25	- 25		
AM82	S 30	- 30		
AM82	S 38	- 38		



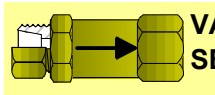
VALVULA ANTIRETORNO

CODIGO	T	DESCRIPCION	e	e INOX
AM90	L 06	- 6		
AM90	L 08	- 8		
AM90	L 10	- 10		
AM90	L 12	- 12		
AM90	L 15	- 15		
AM90	L 18	- 18		
AM90	L 22	- 22		
AM90	L 28	- 28		
AM90	L 35	- 35		
AM90	L 42	- 42		
AM90	S 06	- 6		
AM90	S 08	- 8		
AM90	S 10	- 10		
AM90	S 12	- 12		
AM90	S 14	- 14		
AM90	S 16	- 16		
AM90	S 20	- 20		
AM90	S 25	- 25		
AM90	S 30	- 30		
AM90	S 38	- 38		



PASATABIQUES EN CODO METRICO

CODIGO	T	DESCRIPCION	e	e INOX
AM83	L 06	6		
AM83	L 08	8		
AM83	L 10	10		
AM83	L 12	12		
AM83	L 15	15		
AM83	L 18	18		
AM83	L 22	22		
AM83	L 28	28		
AM83	L 35	35		
AM83	L 42	42		
AM83	S 06	6		
AM83	S 08	8		
AM83	S 10	10		
AM83	S 12	12		
AM83	S 14	14		
AM83	S 16	16		
AM83	S 20	20		
AM83	S 25	25		
AM83	S 30	30		
AM83	S 38	38		



VALVULA ANTIRETORNO SENTIDO (IZQ - DERECHA)

CODIGO	T	DESCRIPCION	e	e INOX
AM91	L 06	6 R 1/8		
AM91	L 08	8 R 1/4		
AM91	L 10	10 R 1/4		
AM91	L 12	12 R 3/8		
AM91	L 15	15 R 1/2		
AM91	L 18	18 R 1/2		
AM91	L 22	22 R 3/4		
AM91	L 28	28 R 1		
AM91	L 35	35 R 1 1/4		
AM91	L 42	42 R 1 1/2		
AM91	S 06	6 R 1/4		
AM91	S 08	8 R 1/4		
AM91	S 10	10 R 3/8		
AM91	S 12	12 R 3/8		
AM91	S 14	14 R 1/2		
AM91	S 16	16 R 1/2		
AM91	S 20	20 R 3/4		
AM91	S 25	25 R 1		
AM91	S 30	30 R 1 1/4		
AM91	S 38	38 R 1 1/2		